

Diffusive strobed low angle ring light illuminator - large size high power white



SPECIFICATIONS

Lighting specifications

Illumination area diameter	(mm)	100
Optimal working distance	(mm)	5-50
Number of LEDs		80
Light color, Peak wavelength		white, > 6000 K
Spectral FWHM	(nm)	-
Illuminance ¹	(klux)	250
Diffuser		yes

Electrical specifications

Power supply mode		Strobe only, constant current driving
Peak power consumption	(W)	n.a.
Min pulse current	(A)	3.5
Max pulse current	(A)	17
Max pulse duration ²	(ms)	1
Max duty cycle	(%)	1.5
Estimated MTBF ³	(hours)	> 50000
Connector		M12
Included cable		CBLT001

¹ Measured at maximum current and maximum working distance

² At 25°C. At max pulse width (1ms), max pulse frequency = 15 Hz

³ At 25°C

KEY ADVANTAGES

Ultra high-power light output and strobe mode only operation

For the inspection of fast moving object and an extended LED lifetime.

Rugged industrial design with built-in industrial connector

For easy integration into any machine vision system.

Compatible LTDV strobe controllers available

For easy and appropriate power, control and synchronization of the illuminator.

Low angle beam shaping diffuser

Highly diffusive material avoids hot spots formation and ensures uniform light intensity.

LTLA series are high-power diffusive LED strobed low-angle ring light illuminators designed to provide darkfield lighting and to effectively enhance minute surface features or textures.

Mechanical specifications

Aperture Diameter	(mm)	102
Length	(mm)	206.0
Width	(mm)	206.0
Height	(mm)	76.0
Mass	(g)	2500
Clamping system		8x M6 threaded holes

Environment


Operating temperature	(°C)	0-40
Storage temperature	(°C)	0-50
Operating relative humidity	(%)	20-85, non condensing
Installation		Indoor use only

Eye safety

Risk group (CEI EN 62471:2010)		Risk group 1
--------------------------------	--	--------------

COMPATIBLE PRODUCTS

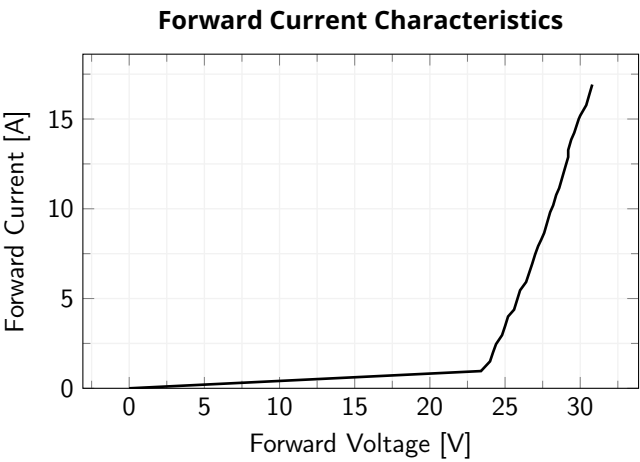
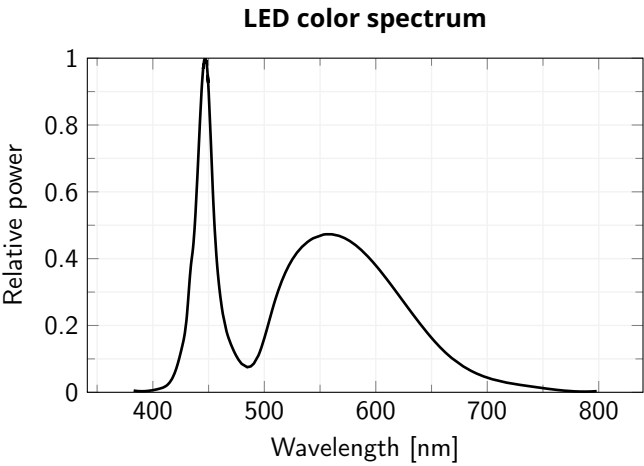
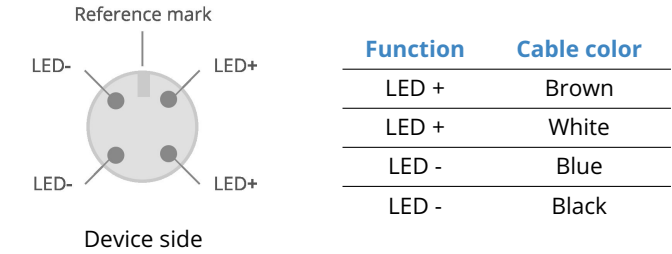
Full list of compatible products available [here](#).



A wide selection of innovative machine vision components.

All product specifications and data are subject to change without notice to improve reliability, functionality, design or other. Photos and pictures are for illustration purposes only. Data are reported by design, actual lens performance may vary due to manufacturing tolerances.

CONNECTOR PINOUT



All product specifications and data are subject to change without notice to improve reliability, functionality, design or other. Photos and pictures are for illustration purposes only. Data are reported by design, actual lens performance may vary due to manufacturing tolerances.